



District Report Card: 2017


State: Delhi	District: East Delhi
Class: 3	Subject: Mathematics
Schools: 56	Students: 959


Participation/Coverage


Students

<div>GENDER</div> <div></div>	Boys		Girls	
	Number	%	Number	%
	426	44.42	533	55.58

<div>AREA</div> <div></div>	Rural		Urban	
	Number	%	Number	%
	96	10.01	863	89.99

<div>CATEGORY</div> <div></div>	SC		ST		OBC		GEN	
	Number	%	Number	%	Number	%	Number	%
	143	14.91	3	0.31	42	4.38	771	80.40

<div>CWSN</div> <div></div>	LD	VI	HI	S&LD	ID	Oth
	4	0	0	1	0	21

<div>Management</div> <div></div>	Government		Government-aided	
	Number	%	Number	%
	959	100.00	0	0.00

Average Performance of Students in Mathematics (%)

Overall	Gender		Area		Management		Social Group			
	Male	Female	Rural	Urban	Govt.	Aided	SC	ST	OBC	GEN
57.90	58.28	57.60	57.99	57.89	57.90	0.00	63.08	60.00	58.57	56.90

Performance on Learning Outcomes (LOs)

Learning Outcomes	Description	Average Performance(%)
M301	Reads and writes numbers up to 999 using place value	53.91
M302	Compares numbers up to 999 based on their place values	68.30
M303	Solves simple daily life problems using addition and subtraction of three digit numbers with and without regrouping	49.14
M304	Constructs and uses the multiplication facts (up till 10) in daily life situations	56.10
M305	Analyses and applies an appropriate number operation in the situation/ context	54.64
M306	Explains the meaning of division facts by equal grouping/sharing and finds it by repeated subtraction	56.00
M309	Identifies and makes 2D-shapes by paper folding, paper cutting on the dot grid, using straight lines etc.	75.50
M311	Fills a given region leaving no gaps using a tile of a given shape	44.40
M312	Estimates and measures length and distance using standard units like centimeters or meters & identifies relationships	37.24
M317	Reads the time correctly to the hour using a clock/watch	74.66
M318	Extends patterns in simple shapes and numbers	51.48
M319	Records data using tally marks, represents pictorially and draws conclusions	68.82

Range of Performance of Students who Answered Correctly							
Below 30%		30% - 50%		50% - 75%		Above 75%	
Number	%	Number	%	Number	%	Number	%
136	14.18	208	21.69	394	41.08	221	23.04

Lowest Performing Learning Outcomes (LOs)

- 1 - Estimates and measures length and distance using standard units like centimeters or meters & identifies relationships (37.24)
- 2 - Fills a given region leaving no gaps using a tile of a given shape (44.40)
- 3 - Solves simple daily life problems using addition and subtraction of three digit numbers with and without regrouping (49.14)
- 4 - Extends patterns in simple shapes and numbers (51.48)
- 5 - Reads and writes numbers up to 999 using place value (53.91)